

## 15 - SPECIAL TOOLS

*Creation of special tools:* 7.0145 F  
  { 7.0606 F2Y  
  { 7.0615 EY-K  
  7.0910 E  
  8.0911 A2

*for use on:*

### A) 305 AUTOMATIC

Weber carburettor — cold start device

Part Number : **9766.12**


Workshop reference : 7.0145 F — Automatic choke setting gauge

Purpose : Adjustment of COAS and PTO on warm engine

Use : See 305 Workshop Manual, Section 1

Provisional price : 55 F plus tax (France)

Initial dispatch : To all main dealers in France



7.0145 F

The kit thus modified becomes: 8.0145 ZZ

Part Number : **9763.65 + 9766.12**

## B) 205 – 305

Front hubs with heavy duty bearings

Part Number : **9766.08**

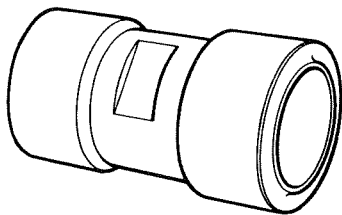
Workshop reference : 7.0606 F2Y — Fitting — Removal nut  
: 7.0615 EY — Abutment plate  
: 7.0615 K — Pressure plate

Purpose : Creation of 3 tools for use on both the new assembly with heavy duty bearings and the earlier assembly

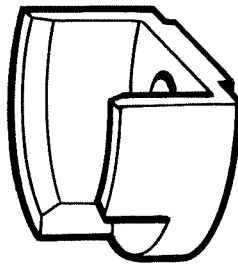
Use : See 305 Workshop Manual, Section 6

Provisional price : 380 F plus tax (France)

Initial dispatch : To all main dealers in France



7.0606 F2Y



7.0615 EY



7.0615 K

Tool 7.0606 F2Y supersedes tool F2Z and is located in the kit in the same position, after slightly turning back one of the existing retaining clips.

The assembly FY becomes FX and the kit thus modified takes the reference: 8.0606 ZX

Part Number : **9765.52** + (7.0606 F2Y on special order).

Tool 7.0615 EY supersedes tool EZ. For stowage in the kit, refer to the plastic identification card.

The kit thus modified becomes 8.0615 ZX

Part Number : **9765.43** + (7.0615 EY and 7.0615 K on special order).

**C) 205 — 305 SERIES II — 504 — 505 — 604**

Front suspension struts

Part Number : **9766.09**

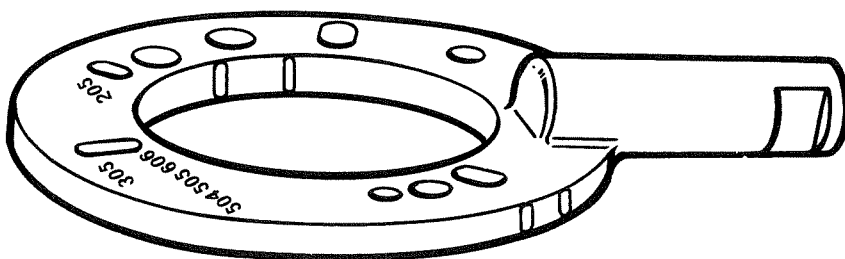
Workshop reference : 7.0910 E — Spring compression plate

Purpose : The introduction of struts with inclined springs on 504/505 has made this plate necessary  
It has been designed to allow completely safe removal of 205 — 305 series II and all 504 — 505 — 604 front springs

Use : This tool will appear in the next Workshop Manual updatings

Provisional price : 125 F plus tax (France)

Initial dispatch : To all main dealers in France



7.0910 E

This kit thus modified becomes: 8.0910 ZW

Part Number : **9766.05 + 9766.09**

**D) ALL MODELS FITTED WITH XU/XUD — E — F — Y — J ENGINES COUPLED WITH BE1 GEARBOX**

Power units

Part Number : **9766.10**

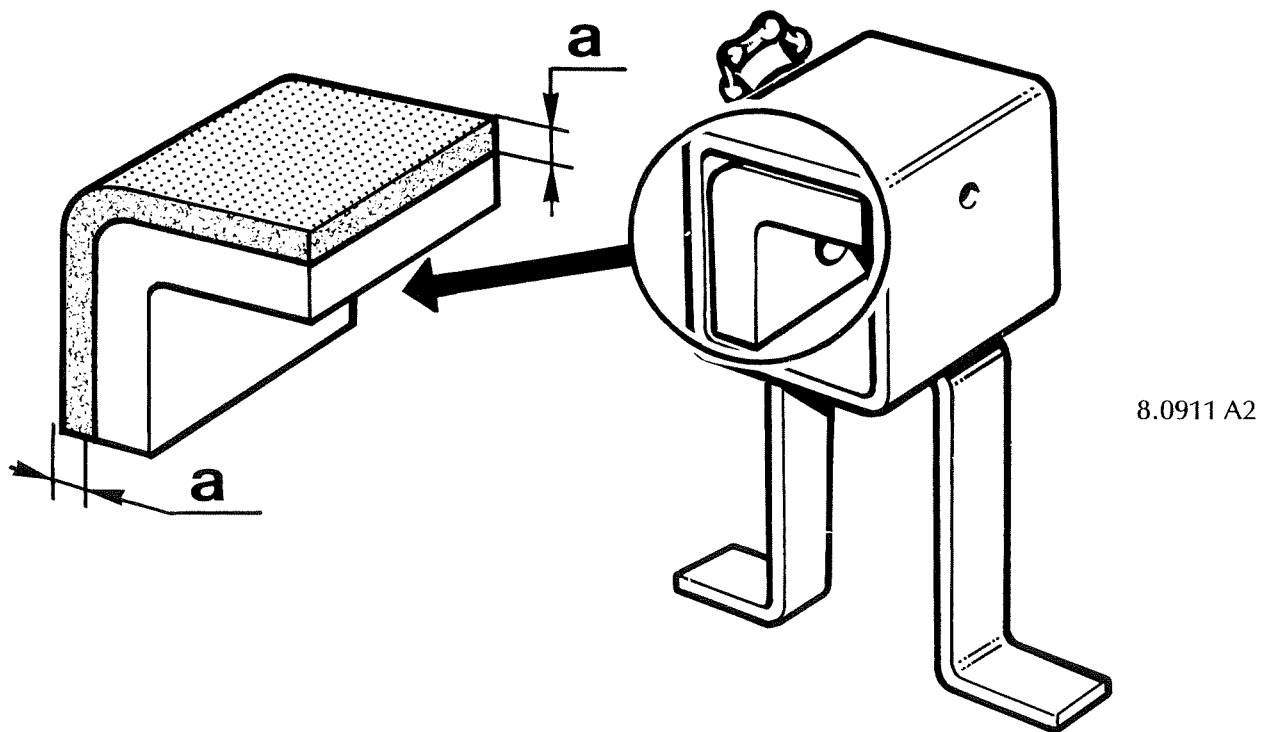
Workshop reference : 8.0911 A2 Set of 2 supports

Purpose : Enable a cross bar to be used to support the engine for gearbox removal

Use : See 205 Workshop Manual, Section 3

Provisional price : 285 F plus tax (France)

Initial dispatch : To all main dealers in France



a: part to be  
removed if necessary

Square-section cross bars existing in the dealer network have a flat dimension of either 35 or 50mm, depending on whether they are of PEUGEOT or TALBOT origin. Consequently, on receipt of the set of two supports the aluminium spacers should be adapted to suit the bar size, so that the bar will slide with a small clearance. The spacers are not necessary for the 50mm x 50mm bars.

The assembly thus modified becomes 8.0911 ZY

Part Number : **9766.11**